

# DISCOVER NORTH AMERICA

INFORMATIONAL GUIDE & SAMPLE ITINERARIES



# WELCOME TO THE CRUISE AMERICA AND CRUISE CANADA VACATION GUIDE



**C**ruise America, and sister company Cruise Canada, want you to have the family holiday you wish for, tailored to your needs; and we hope that by reading the information in these pages you will come to learn just how exciting and motivating this type of holiday can be.

## What is touring in a motorhome really like?

By starting your planning, you have made the first step into discovering one of the best ways to travel around the USA and Canada. With so much to see and do, it's often hard to know where to start.

Cruise America has been renting motorhomes for over 45 years; so with our extensive experience, top of the range motor homes built

especially for the motorhome rental market and our unrivalled service standards, all we can offer you as an extra is...**the holiday of a lifetime.** There are so many benefits to renting a motorhome.

**FREEDOM...**There is no other holiday that gives you this freedom. You can stay in one place for as long or as little time as you want.

**FLEXIBILITY...**You can choose to follow one of our popular sample itineraries, design your own itinerary, or just take to the open road and go to where your heart desires.

**PRICE...**Although hotels may seem relatively cheap when you book in, there are always the additional costs that everyone forgets about until they arrive. Breakfast, Lunch and Dinner

being the main culprits!

**ACCESS...**Your motorhome gives you access to all the main tourist areas. When visiting places such as the Grand Canyon or Zion National Park, you are able to overnight within the grounds of the parks and usually at a minimal cost, hotels serving the National Parks are typically expensive.

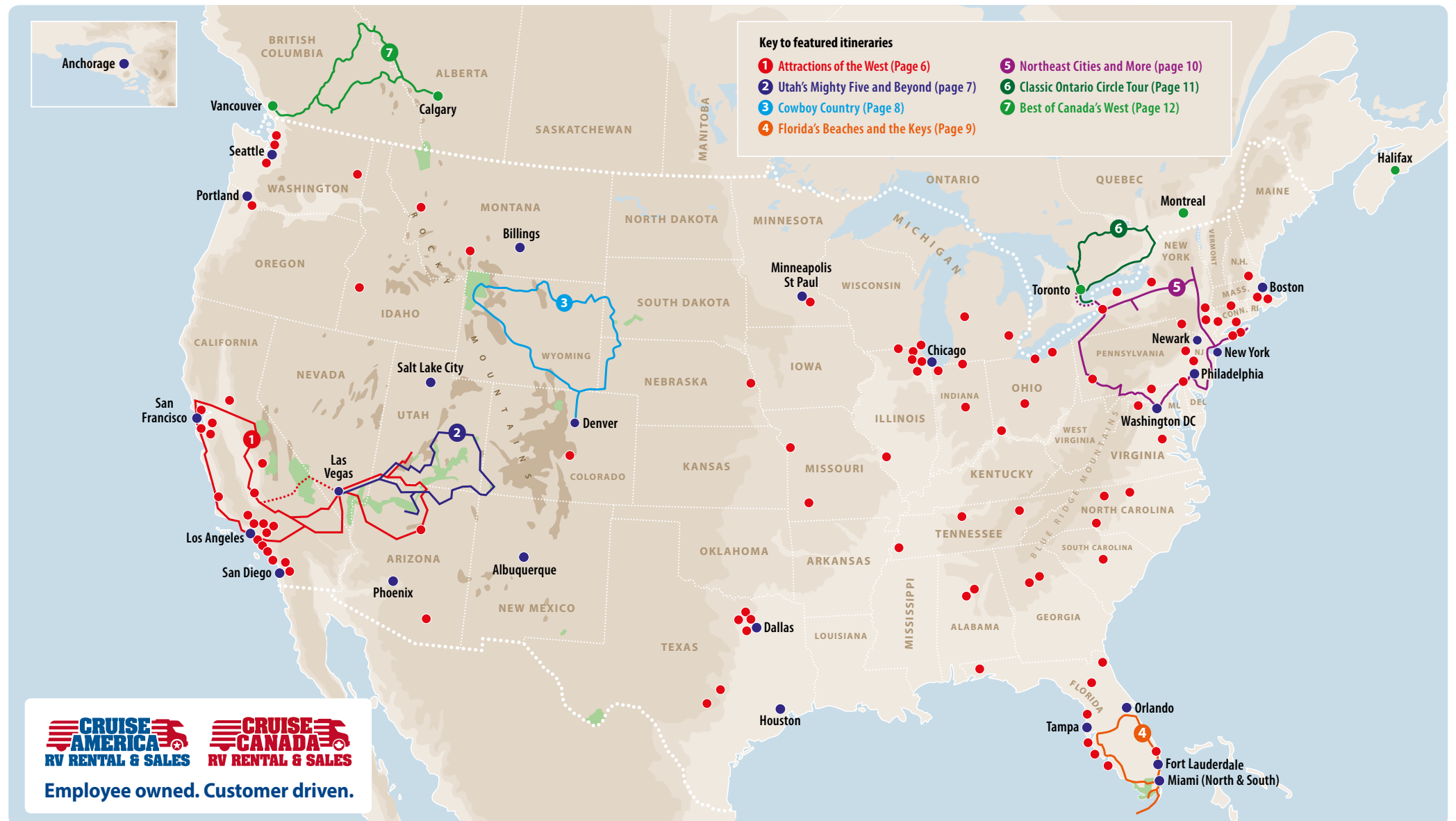
**PLEASURE...**For children travelling in a motorhome it is sheer pleasure. They can all sit round the table in the motorhome and either play games or look out of the big windows at the view.

**NATURE...**Wake up to the sound of birds and a view of a vast mountain range. Step outside and take a deep breath of mountain or sea

air. Relax with the family and eat breakfast in the sunshine. Then head out to your chosen destination for a full day of family fun.

**FAQ's...**For most of the answers to additional questions that you may have, visit the FAQ section on our website or click on this link [http://www.cruiseamerica.com/rent/renters\\_resources/](http://www.cruiseamerica.com/rent/renters_resources/)

**SHARE YOUR ADVENTURE...**Take lots of pictures of your RV family adventure in a Cruise America or Cruise Canada Motorhome. We really love pictures of your family and friends enjoying themselves. Share photos, videos, and stories on the Cruise America Facebook & Instagram pages.



# PRICING YOUR MOTORHOME - AVAILABILITY IS KEY

The first key to good value renting of a Cruise America or Cruise Canada vehicle is knowing that our pricing is based on availability. When we have more vehicles available, the price will be cheaper; when we have more vehicles available in a certain category, you may find a larger vehicle is cheaper than a small one.

The second key is to understand that the EARLIER you book, the more availability there will typically be – and hence the cheaper the price will be. When you call us you will be given the price for the entire rental time, including insurance.

You will be asked how many miles you think you will be travelling - which you will pre-pay at the current mileage rate when picking up your motorhome. If you choose one of our itineraries in this brochure it will be easy for you to know basic mileage – but please don't forget you will not just drive from campground to campground on your route; you will divert to places of interest along the way so be generous with yourselves and mileage. You will be reimbursed for any un-used mileage when you return.

Cruise America & Cruise Canada offer for an additional fee a Personal Kit with personal bedding and towels and a Kitchen Kit of pots and pans and dishes. It is best that you reserve these ahead of time to ensure availability.


If you are going to pick up in one city and return to another, you will be expected to pay a one-way fee. Fees vary from \$200 to \$600 depending on the route. You will pre-pay the fee when picking up your motorhome.



INSURANCE is really important to everyone and we include it in your rental price. We cover you automatically for one million dollars liability. Your vehicle is also covered for accidental damage but please be aware there is a deductible excess, just as with your car insurance at home.

The last thing you need to know about is the \$500 refundable security deposit. This will be charged to your credit card upon pick up. Any extra mileage charges or damages will be charged against this deposit and any costs for oil (keep receipts please!) will be credited to you.

With over 45 years experience in renting and manufacturing our own motorhomes, we know exactly what renters require to make their motorhome holiday as easy as possible. We currently custom build 4 motorhome types so it is easy for you to choose the right motorhome depending on the number of people, length of vacation and your individual needs.



My turn to drive! Photo: Jacqueline Marsh

Cruise America personal and kitchen / vehicle kit, available to pre-book for your convenience.

## YOUR MOTORHOME SPECIFICATIONS

### STANDARD FEATURES ON ALL MOTORHOMES

Power Steering	AM/FM Radio & Stereo
Power Brakes / ABS System	Refrigerator/Freezer Compartment
Cruise Control	Combination Shower (Separate in Large Camper)
Automatic Transmission	Fresh water Flush Toilet
Dash A/C	Generator (in Canada only in Large Camper; not available in Truck Camper)
Furnace	Rear Dual Tires (single rear tires on the Compact & Truck Camper)
3 Cook Top Burner (2 in the Compact & Truck Camper)	2-Wheel Drive
Microwave Oven	
Roof A/C	

SPECIFICATIONS	Truck Camper	Compact	Standard	Large
<i>Tank Capacities (gallons/litres)</i>				
Water Heater	6/22	6/22	6/22	6/22
Fresh Water	22/83	20.5/76	40/151	40/151
Grey Water	15/56	16/62	24/92	22/83
Black Water	16/60	17/64	24/92	25/94
Gasoline	23/88	40/151	55/208	55/208
LP Gas	5/19	11/45	12/46	12/46
<i>Bed Dimensions (inches/meters)</i>				
Cab Over	60 x 76 1.54 x 1.93	60 x 84 1.52 x 2.13	57 x 96 1.45 x 2.44	57 x 96 1.45 x 2.44
Dinette	30 x 80 0.76 x 2.0	37 x 72 0.94 x 1.83	37 x 72 0.94 x 1.83	37 x 72 0.94 x 1.83
Rear	–	–	54 x 80 1.37 x 2.03	60 x 74 1.52 x 1.88
Couch	–	–	–	42 x 68 1.06 x 1.72
<i>Exterior Dimensions (feet &amp; inches/meters)</i>				
Length (to nearest foot)	20' / 6.15	20' / 6.15	25' / 7.6	30' / 9.1
Width (mirrors retracted)	7' 2" / 2.18	7' 8" / 2.34	8' 4" / 2.54	8' 4" / 2.54
Height (clearance)	12' / 3.72	12' / 3.72	12' / 3.72	12' / 3.72



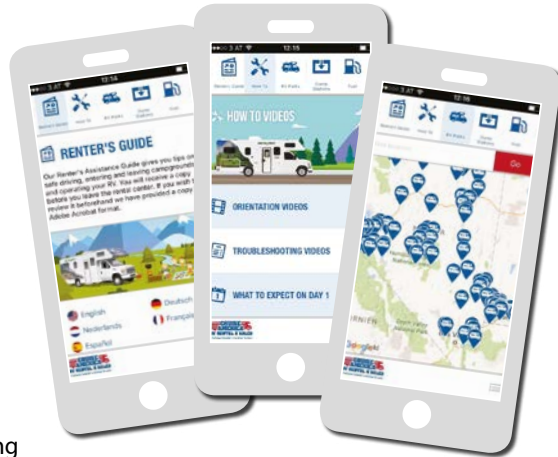
# THE CRUISE AMERICA & CRUISE CANADA APP



The Cruise America & Cruise Canada App is available for download in the iOS App and Android Store and you will find it if you search for Cruise America. Of course the App is FREE and offers you a number of very helpful resources for pre-planning your holiday but also for when you are already travelling on the road.

The resources include a download option of the Renters Assistance Guide in several languages, which includes detailed information on the vehicle's features including operating the RV and troubleshooting.

An overview of RV Parks/Campgrounds for the USA and Canada with short profiles telling you about the number of available campsites, hookup sites, opening times and other useful information. Furthermore there is an overview of dump stations - a facility where you can empty the grey & black water holding tanks of the RV, gas stations, grocery stores and restaurants.



Service with a smile!



# USEFUL LINKS FOR PLANNING YOUR HOLIDAY

Over and above our Cruise America App there are a vast number of websites available to help you plan your holiday in advance. Some of these may also offer their own Apps for mobile devices.

We have listed some here that we have found useful and you may find them valuable in planning your holiday as well.



For campground Information on the National Parks and the State Parks in the USA visit [www.recreation.gov](http://www.recreation.gov) and [www.stateparks.com](http://www.stateparks.com)

For information on dispersed camping also known as boondocking visit

<http://www.rv-camping.org/boondocking/>  
<http://www.blm.gov/ca/st/en/prog/recreation/camping.html>

For a comprehensive listing of campgrounds with the facility to do area searches visit [www.campingroadtrip.com](http://www.campingroadtrip.com)

You can find the popular KOA campground listing online at [www.koa.com](http://www.koa.com)

For alternative scenic routes made out for leisurely travel and 'cruisin visit [www.byways.org](http://www.byways.org)

Find out how your favourite campground has been rated at [www.rvparkreviews.com](http://www.rvparkreviews.com)

Visit the National Association of RV Parks & Campgrounds website at [www.arvc.org](http://www.arvc.org)

## For campground and other useful information on the individual states in the USA visit:

Arizona:	<a href="http://www.visitarizona.com">www.visitarizona.com</a>
California:	<a href="http://www.visitcalifornia.com">www.visitcalifornia.com</a>
Colorado:	<a href="http://www.colorado.com">www.colorado.com</a>
Florida:	<a href="http://www.visitflorida.com">www.visitflorida.com</a>
Georgia:	<a href="http://www.exploregeorgia.org">www.exploregeorgia.org</a>
Minnesota:	<a href="http://www.exploreminnesota.com">www.exploreminnesota.com</a>
Nevada:	<a href="http://www.travelnevada.com">www.travelnevada.com</a>
New Mexico:	<a href="http://www.newmexico.org">www.newmexico.org</a>
Oregon:	<a href="http://www.oregon.com">www.oregon.com</a>
Texas:	<a href="http://www.traveltexas.com">www.traveltexas.com</a>
Utah:	<a href="http://www.visitutah.com">www.visitutah.com</a>
Washington State:	<a href="http://www.experiencewa.com">www.experiencewa.com</a>



For campground Information on the National Parks in Canada in English and French visit [www.pc.gc.ca](http://www.pc.gc.ca)

You can find a list of campgrounds in Alberta at [www.albertacampgroundguide.ca](http://www.albertacampgroundguide.ca)

If you are new to RVing visit [www.gorving.ca](http://www.gorving.ca) for useful tips and tricks on RV holidays in Canada.

## For campground and other useful information on the individual states and territories in Canada visit:

British Columbia:	<a href="http://www.britishcolumbia.travel">www.britishcolumbia.travel</a>
Alberta:	<a href="http://www.travelalberta.com">www.travelalberta.com</a>
Quebec:	<a href="http://www.quebecoriginal.com">www.quebecoriginal.com</a>
Ontario:	<a href="http://www.ontariotravel.net">www.ontariotravel.net</a>
Halifax:	<a href="http://www.destinationhalifax.com">www.destinationhalifax.com</a>



# CAMPGROUNDS IN NORTH AMERICA

In North America, there are thousands of campgrounds ranging from high class resorts with every amenity, through owner run campgrounds where hospitality is the key, to the more basic camping experience found at National, State and Provincial Park campgrounds and finally there is free camping, also known as dispersed camping or boondocking for example on the beautiful public lands that have been set aside by the government for recreational purposes.

We want to give you a taste of each of these similarly homely, but quite different in style, experiences. We will be honest and tell you though, if there is a National or State Park in the area, we recommend you choose one of their campgrounds to stay in!

## Let's talk first about the 'high class resorts'

These may be privately or corporately owned and will normally be pristine, in a great location, with paved roads and RV sites, and full hook-ups to town water, electricity and waste disposal. They will have smart showers and toilets for the use of campers. There will be a Clubhouse, often a restaurant and bar area; and of course a swimming pool or private beach, plenty of children's activities and sporting opportunities. Costs vary depending on the area; they will be more expensive close to big attractions such as Disneyworld or Niagara Falls; also in states where most things are pricey – such as some up in the northeast USA. Generally, however, they are still excellent value for money being in fine locations and giving everything you would need. Most of these larger campgrounds have on-line booking on their individual websites.

## How about the family owned and operated campgrounds then...

Smaller, family run and with a reputation for personal service would sum up this category. More often than not with paved roads and RV sites and with full hook-ups to town water, electricity and waste disposal. They will have clean showers and toilets, often a general store and Laundromat. There will normally be a swimming pool unless they have lake or beach swimming; a children's activity area and often family style entertainment in season. Again prices vary but, generally, you will find these sites very cost-effective. On-line booking is a possibility and many of these sites will have an email booking form – you complete that and email it off to them.

## National, State and Provincial Park Campgrounds

These provide the most idyllic locations and the opportunity to 'commune with nature'. Waking up in an amazing location, with nothing but the birdsong and the sunrise to disturb you, has to be just perfect. Rarely will you find water or electric or waste disposal hook-ups at these campgrounds – not a problem if you make sure your freshwater tank is full, your propane tank is full (for your gas hob, water heater and fridge) and your waste holding tanks are empty. You have a separate 'coach battery' (i.e. not the engine battery) which will power a couple of internal LED lights for, perhaps a day or 2 but if you have a vehicle with on-board generator, this will either run to power you or will boost your batteries with a quick blast in the morning! Do note though that most Parks will have a restriction on when you can/cannot use your generator – so as not to disturb other campers.

Some National and/or State Park campgrounds will have shower and toilet facilities (i.e. Mather Campground in the Grand Canyon and Furnace Creek campground in Death Valley). You can check the individual facilities for the USA on [www.recreation.gov](http://www.recreation.gov) and for Canada on [www.pc.gc.ca](http://www.pc.gc.ca) – you can pre-book on both these websites too.

## Dispersed Camping / Boondocking

There is nothing like the feeling of freedom setting up camp in an ideal, secluded, picturesque campsite out in the hinterlands somewhere. Not in a campground, and not in an RV park, but camping somewhere on the beautiful public lands that have been set aside by the government for recreational purposes. We especially like camping on Forest Service land, BLM (Bureau of Land Management) areas, WMA's (Wildlife Management Areas) and county or city parks. "Boondocking" refers to this kind of camping (also known as "dispersed camping"). Some people call it "free camping" or even "wild camping" because it doesn't cost anything and many sites are far out in nature somewhere. Whatever name you give it, it falls under the category of "dry camping" because you are living in your RV without hooking it up to city water, sewer or electricity.

# CAMPGROUND Q & As

## Q How long should we spend at each campground then?

A That's a tough question! If you are going to visit the Grand Canyon, for instance, you will probably want to spend at least three nights. You may be happy to view the Canyon from the top of the South rim or you may want to take a day trek down into the Canyon, a helicopter ride over the Canyon is breathtaking and can be booked with several operators such as Maverick Helicopters. Yes, there is an airport right there with helicopter tours going all day. In fact all of the National Parks and/or State Parks are most likely going to be places for more than just one night. On all of our itineraries we have shown a 'must not miss' place – and this may guide you on how long you wish to spend at each place. It has to be said that some campgrounds are 'break your journey' stops – in which case one night is enough.

## Q Are there any times we should definitely book our campgrounds in advance?

A If wanting to stay near big attractions – Disney, Universal Studios, Niagara Falls – or close to popular cities or in the National Parks, we would always recommend advance booking. Otherwise, if travelling in July and August or on the following holiday weekends, booking ahead is a very good idea:

USA & CANADA: Christmas and Easter.

USA: Memorial Day in May, Independence Day in July, Labor Day in September, Thanksgiving in November.

CANADA: Canada Day in July, Labor Day in September, Thanksgiving in October – plus a myriad of other holidays in certain Provinces.

## Q How do we book in advance?

A You can often book our selected campgrounds on-line or by email. You will need to know the day of arrival and number of nights you wish to stay; if they ask about electricity amps "What Amps do you want?" you will need to tell them 30 amps (all Cruise America vehicles are 30 amps). You will be asked for your credit card details to pay in advance. Each campground has its own cancellation policy so be sure to find out what that is and make a note.

## Q Do we need full hook-ups every night?

A If your fresh water tank is full, there is no need to hook up to city water. If your grey and black water waste tanks are empty, there is no need to use the waste disposal at the site. It's probably only electricity you would plug into on such an occasion. Obviously if your waste tanks are full and your fresh water tank is empty, you will want full hook-ups!



# ATTRACTIONS OF THE WEST

This is the ultimate tour of the West! Enjoy Southern California beaches, iconic National Parks including Yosemite, Grand Canyon, Zion & Bryce as well as the 3 major cities Los Angeles, San Francisco & Las Vegas, if you have the time and haven't seen the west then this trip showcases it all!



## Motorhome Itinerary

**Day 1** > Pick up your motorhome from Cruise America in Los Angeles. Take Route 101 to Santa Margarita Lake KOA. ★ Visit Chumash Painted Cave to see some of the very elaborate and colourful rock paintings that have survived for five hundred to a thousand years.

www.koa.com/campgrounds/santa-margarita/

**Day 2/3** > Head towards San Francisco, making sure to stop at that well-known 'Folly', Hearst Castle, San Simeon. Take time to enjoy amazing coastal scenery through the Big Sur and Pebble Beach. Then cross the famous Golden Gate Bridge. You are heading for the Petaluma KOA which includes its own petting farm.

www.koa.com/campgrounds/san-francisco



Hearst castle

**Day 4/5** > Dive across California to the town of Midpines and the Yosemite/Mariposa KOA, the gateway to the first National Park of this trip – Yosemite. Watch for the views across San Pablo Bay as you leave San Francisco. Stay at Yosemite KOA for two nights. ★ Spend the day exploring the fascinating scenery in the NP.

www.koa.com/campgrounds/yosemite-south/

**Day 6** > Drive once more through Yosemite National Park before taking the southerly route

through the Sierra National Forest to the town of Fresno for lunch. Then take the winding, easterly route 198 to Sequoia National Forest, home to some of the world's largest trees, and to one of the oldest cities in California, Visalia. Stay at KOA Visalia/Fresno.

www.sequoiarvanch.com

**Day 7/8** > Head for Las Vegas – and a two night stay at the Sam's Town KOA campground. ★ Spend the day wandering the Strip and then enjoy one of the many world class acts or shows like Cirque du Soleil – any one is a fabulous choice.

www.koa.com/campgrounds/las-vegas/

**Day 9** > The third National Park of this tour is coming up today – it is in Utah and just three hours from Las Vegas. Like Yosemite and Sequoia, but very different, Zion National Park is spectacular. West of Zion is your overnight stop, the St. George/Hurricane KOA, set right in the middle of the natural wonders of Utah.

www.koa.com/campgrounds/st-george/

**Day 10** > Travel to the Cannonville/Bryce Valley KOA located just about 12 miles from the entrance to Bryce Canyon National Park. This Park is totally different again from the other three, so much not to be missed, including the giant amphitheatres bristling with pink rock pinnacles that seem to glow at sunrise and sunsets.

www.koa.com/campgrounds/cannonville/

**Day 11** > Leave around 8am and arrive at Flagstaff KOA in Arizona by 6pm – and this includes the time for a three or four hour trip on Lake Powell. This is a fabulous man-made lake on the Colorado River. If time permits extend your trip and stay overnight to include a trip to Antelope Canyon – a photographers dream!

www.koa.com/campgrounds/flagstaff/

**Day 12/13** > After your overnight, 7,000 feet above sea level, you will probably want to ride the nearby Skyride up to 11,500 feet for an overview of the Grand Canyon, Coconino National Forest and Flagstaff itself. There are hiking trails from the campsite or go south and visit Walnut Canyon and its ancient cliff dwellings carved in the walls. Head west to Williams KOA, the gateway to the Grand



Canyon, where you are booked for two nights! You have three choices for going to the Grand Canyon. Take the hour's drive so you have all the home comforts; join KOA's van tour or arrive by rail on the Grand Canyon Railway. Your KOA hosts will help with reservations. ★ If you get the chance book and take a helicopter tour of the Grand Canyon (definitely not to be missed!) or maybe a jeep or rafting tour!

**Day 14** > Spend the morning enjoying some of the activities provided by Williams KOA. Part of today's drive will include the world-famous 'Route 66' – where we hope you'll get some kicks!! Head for Kingman KOA and unwind in the huge pool, high in the desert surrounded by the Hualapai Mountains. ★ A visit to the Route 66 Museum in Kingman is a must.

**Day 15** > The next to last day is a long one but with three stops. Heading west, the first stop is another icon of the Colorado River – the world-famous Hoover Dam on the border of Arizona and Nevada. Stop a while and stare at this man-made wonder before heading into Boulder City, then go south and skirt the Providence Mountains before diverting to the Mojave National Preserve.

www.koa.com/campgrounds/barstow/

## Journey Details

DEPART	Los Angeles, San Francisco or Las Vegas
DURATION	16 days
DISTANCE	2,360 miles



The Skywalk, Grand Canyon

**Day 16** > A 3.5 hour drive back to Carson and Cruise America this morning.



Bixby Bridge

# UTAH'S MIGHTY FIVE AND BEYOND

On this tour discover the road to Mighty - The Mighty 5 beautiful and iconic National Parks in Utah - Arches, Bryce Canyon, Canyonlands, Capitol Reef and Zion where you can marvel at surreal scenery and unforgettable activities. This epic journey will also take you beyond Utah to the immense Grand Canyon, the incredibly beautiful and massive Lake Powell, the monoliths of Monument Valley and the cliff dwellings of Mesa Verde.

Bighorn Sheep



## Motorhome Itinerary

**Day 1/2** > Collect your motorhome from Cruise America's Las Vegas depot. A unique experience awaits you as you head for Zion National Park. To experience Zion, you need to walk among the towering cliffs, or challenge your courage in a small narrow canyon. Zion River Resort is ideally located for easy access to what truly is one of the nation's most beautiful parks so base yourself here for more than one night. **147 miles to Zion River Resort** ★ There is so much to see, do and enjoy in Zion from hiking the narrows or taking the trail to Angels landing or maybe just enjoying the breath taking scenery on a mule ride!

[www.zionriverresort.com](http://www.zionriverresort.com)

**Day 3/4** > The highlight of the next part of this tour will be when you stand at the rim of this magnificent National Park. No photograph, painting or film begins to capture it: you just have to carry the memory away with you. **262 miles to South Rim of the Grand Canyon** ★ Be on the rim for the mesmerising colour changes of sunrise and maybe take a helicopter flight over the Canyon. It's life changing!

[www.nps.gov/grca/planyourvisit/cg-sr.htm](http://www.nps.gov/grca/planyourvisit/cg-sr.htm)

**Day 5/6** > Head east through more of Grand Canyon National Park and through the Kaibab National Forest to Cameron, then Page and finally fabulous Lake Powell. Take a speedboat or alternatively book the excursion from Lake Powell resort to Rainbow Bridge Monument. Wahweap campground is right on the Lake and guests can also enjoy the adjoining resorts pool and facilities. **145 miles to Lake Powell** ★ Rent a speedboat and make for Rainbow Bridge or take the tour available from Lake Powell Resort.

[www.go-arizona.com/Wahweap-RV-Park](http://www.go-arizona.com/Wahweap-RV-Park)



Monument Valley

**Day 7** > This morning take a tour to Antelope Canyon, the most-visited and most-photographed slot canyon in the American Southwest. **124 miles to Monument Valley** ★ Visit Antelope Canyon - a photographers dream! At Monument Valley leave your RV behind and book the Deluxe Tour from Gouldings for that evening. The tour covers all of the famous monoliths of Monument Valley. <http://www.gouldings.com/campground/>



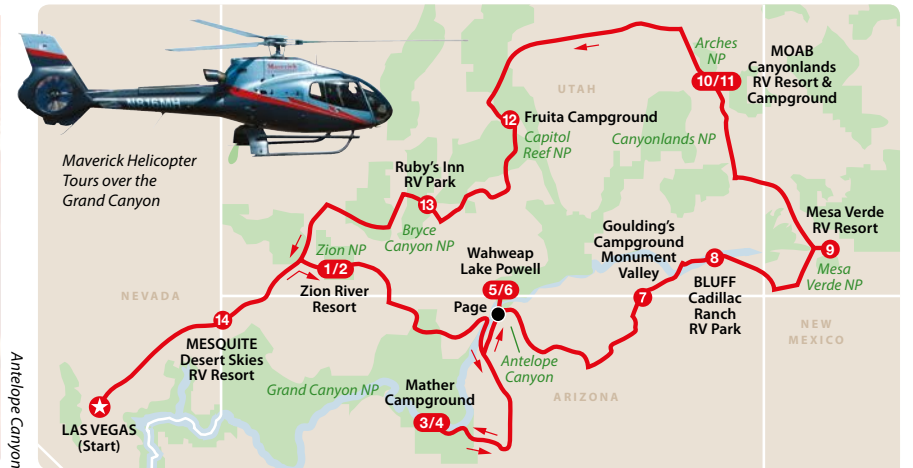
Antelope Canyon

**Day 8** > Head for Bluff to enjoy one of the best one-day river trips available in the West with Wild River Expeditions. In the morning they make two stops to learn about the Butler Wash petroglyph panel and River House cliff dwelling, then enjoy a fresh gourmet lunch before entering a limestone chasm for the afternoon, where you'll see desert bighorn sheep and 300 million year-old fossils. **47 miles to Bluff** ★ Enjoy a full day on the San Juan River with Wild River Expeditions. If you get the opportunity whilst in this area visit Valley of the Gods.

<http://www.cadillaccranchrv.com/>

**Day 9** > Today you are heading for Mesa Verde via Four Corners monument. Mesa Verde, Spanish for green table, offers a spectacular look into the lives of the Ancestral Pueblo people who made it their home for over 700 years. Today the park protects nearly 5,000 known archeological sites, including 600 cliff dwellings. **87 miles to Mesa Verde** ★ Book a guided tour to the famous cliff dwellings of Cliff Palace and Balcony House which can only be visited by taking a ranger-guided tour. <http://www.mesaverdervesort.com/>

**Day 10/11** > Today you are heading for Moab, enroute visit Hole N" The Rock, a unique historic 5,000 square foot home, carved out of a huge rock in Canyonlands Country. From Moab visit Canyonlands National Park and the Islands in the Sky Visitor Centre. The Island in the Sky mesa rests on sheer sandstone cliffs over 1,000 feet above its surroundings. Moab is also a mecca for outdoor enthusiasts and the Moab Adventure Center, offers the easiest way for you to reserve outdoor activities.



**125 miles to Moab** ★ Visit Hole N" The Rock, Canyonlands National Park and enjoy some kind of adventure activity from Moab. <http://www.highwaywestvacations.com/properties/canyonlands>

**Day 12** > Take your time to explore Arches National Park which preserves over 2,000 natural sandstone arches, including the world-famous Delicate Arch. Then continue your journey through Capitol Reef National Park and overnight here at Fruita campground. **147 miles to Capitol Reef National Park** ★ Explore Delicate, Double and Landscape Arch. Visit Gifford House & Museum close to your campground at Capitol Reef NP before you set off. <https://www.nps.gov/care/planyourvisit/fruitacampground.htm>

**Day 13** > Sometimes you find yourself on a road that you can sense is something truly special and that is the case today as you travel along scenic Byway 12. Discover the vast Grand Staircase - Escalante National Monument and the tranquil beauty of Boulder Mountain as you uncover a sense of prehistory that strengthens the fabric of this memorable road trip. **120 miles to Bryce** ★ Visit Escalante Canyons before reaching the town and Escalante State Park. [www.brycecanyoncampgrounds.com](http://www.brycecanyoncampgrounds.com)

**Day 14** > Bryce Canyon National Park has been described as a scientist's laboratory and a child's playground. It certainly is 'one of a kind' and spectacularly different from anything you have seen before. Natural amphitheatres lie above an array of white and orange limestone

## Journey Details

DEPART	Las Vegas
DURATION	15 days
DISTANCE	1,576 miles


columns and walls sculptured by rain, snow, and frost. **180 miles to Mesquite** ★ Take a scenic drive stopping off at the viewpoints of Bryce including the magnificent Inspiration Point and maybe enjoy one of the many hiking trails.

[www.desertskiesresorts.com](http://www.desertskiesresorts.com)

**Day 15** > Drive 98 miles to return your motorhome to the Cruise America depot in Las Vegas.



San Juan Wild Rivers Expedition



Cliff dwellings, Mesa Verde NP



# COWBOY COUNTRY

A very memorable combination of Yellowstone and three more spectacular National Parks; Mount Rushmore and several more world famous icons; Buffalo Bill, Wild Bill Hickock, Calamity Jane and the Deadwood Stage; Old Faithful, geysers and massive waterfalls and Indians, cowboys and other men from Laramie. Oh, and the colossal Rocky Mountains too!



## Motorhome Itinerary

**Day 1** > Collect your motorhome and make for Cheyenne, Wyoming – the capital city and gateway to Cowboy Country. Try to be there for Frontier Days ([www.cfdrodeo.com](http://www.cfdrodeo.com)), though you must book well in advance as the event attracts visitors from very far afield. 📍 **110 miles to Cheyenne, Wyoming** ★ Visit the Capitol Building and the State Museum. 🌐 [www.campcheyenne.com](http://www.campcheyenne.com)

**Day 2** > A long drive across featureless, tumbleweed strewn country. But have faith, it really is worth it once you cross into South Dakota. Our recommended campground has no hookups, showers or amenities but deer and buffalo roam to the fence. Coyotes howl but otherwise the silence is deafening and the stars are never brighter. There are other full facility campgrounds to choose from if you prefer. 📍 **270 miles to Wind Cave National Park** ★ Visit the Mammoth Site and Evans Plunge pool in Hot Springs. 🌐 [www.koa.com/campgrounds/mount-rushmore](http://www.koa.com/campgrounds/mount-rushmore)

**Day 3** > Everyone knows of Mount Rushmore, one of America's icons. Fewer know the Crazy Horse Memorial, a giant mountain carving of the famous Indian Chief. Please don't miss visiting either of them! 📍 **40 miles to Mount Rushmore KOA (via Custer State Park)** ★ Visit dramatic Badlands National Park and, time-permitting, the site of the massacre at Wounded Knee. 🌐 [www.mountrushmorekoa.com](http://www.mountrushmorekoa.com)

**Day 4** > "The Deadwood Stage was comin' on over the hill" probably carrying Wild Bill Hickok and Calamity Jane! Don't miss it; and enjoy a pint at the Old Franklin Hotel or even Kevin Costner's bar...he fell in love with Deadwood when making "Dances with Wolves". Close encounters of a third kind? You remember the movie? Well the location was Devils Tower. 📍 **120 miles to Devils Tower stopping at Deadwood along the way** ★ Visit Spearfish Canyon. It's an easy loop from Deadwood on the way to Wyoming. 🌐 [www.devilstowerkoa.com](http://www.devilstowerkoa.com)



Shoshone Falls

**Day 5/6** > This sounds like a long drive but it is mostly on the Interstate so you should be at the Buffalo Bill Historical Society in Cody shortly after lunch. It may sound boring – but please don't miss it! You are at the gateway to Yellowstone National Park. 📍 **315 miles to Cody** ★ Visit the Medicine Wheel off the more scenic Alt14 on the way to Cody. Once there, don't miss the Remingtons and Russells in the Whitney Gallery of Western Art. 🌐 [www.codyponderosa.com](http://www.codyponderosa.com)

**Day 7/8** > A stunning drive through Shoshone Canyon to the eastern entrance to Yellowstone National Park. It's then a gentle forty miles to Grant Village and your campground. Expect occasional traffic jams. That's when the folk ahead stop to view the wildlife. It could be a moose with its young, a bear or a group of deer. People just stop and look at interesting wildlife. Just before Grant Village, turn right to Old Faithful – so named because this geyser faithfully shoots thousands of gallons of boiling water around 150 feet into the air at predictably regular intervals through the day. 📍 **100 miles to Grant Village Campground in Yellowstone National Park which is normally open from the third weekend in June to the third weekend in September** ★ Visit the Grand Canyon of



Horse riding in Grand Teton

Photo: Wyoming Tourism

Yellowstone with its twin falls, one twice the height of Niagara, the Fountain Paintpot and many more geothermal pools and geysers. 🌐 [www.travelyellowstone.com/grant-village-campground-253.html](http://www.travelyellowstone.com/grant-village-campground-253.html)

**Day 9** > 22 miles further on brings you out of the South Entrance of YNP and into Grand Teton National Park. You only have to look at the Colter Bay website to see the majesty of the Grand Teton Mountains. Open June to Sept, this is not a cheap campground; but the location makes it worth it. 📍 **40 miles to Colter Bay Village in Jackson Lake** ★ Visit the Flagg Ranch Resort, between Yellowstone and Grand Teton National Parks. 🌐 [www.gtlc.com/rv/colter-bay-rv-park](http://www.gtlc.com/rv/colter-bay-rv-park)

**Day 10** > Drive away from the Grand Tetons through the Great Divide Basin to the town of Lander. On your journey you will pass through The Wind River Indian Reservation, home of the Shoshone and Arapahoe Indian Tribes. 📍 **140 miles to Lander** ★ Visit Fort Washakie and the grave site of Sacajawea and Chief Washakie, the last Chief of the Shoshone Tribe. 🌐 [www.sleepingbearrvpark.com](http://www.sleepingbearrvpark.com)

**Day 11** > The name Laramie conjures up pictures of the wild-west doesn't it? With good reason. In its early days, Laramie was such a rip-roaring railroad town that it made good sense to build the territorial prison here. At the Wyoming Territorial Park, you can still peek into cells where desperadoes such as Butch Cassidy once did their time. 📍 **235 miles to Laramie** ★ Visit Saratoga Hot Springs' Hobo Pool on a loop off the freeway through the spectacular Medicine Bow National Forest. 🌐 [www.koa.com/campgrounds/laramie](http://www.koa.com/campgrounds/laramie)



## Journey Details

DEPART	Denver or Billings
DURATION	13 days
DISTANCE	1,505 miles

**Day 12** > For your last night on tour, you'll be staying in Fort Collins: the town that Money Magazine once designated as the best place in the United States to live. Located in the foothills of the Colorado Rocky Mountains this is somewhere to relax after all the spectacular sites and sights of the last few days. 📍 **75 miles to Fort Collins Lakeside** ★ Visit the Anheuser-Busch brewery to see their wonderful horses and sample Budweiser and you might enjoy visiting one of the several micro-breweries. 🌐 [www.fclakesidecg.com](http://www.fclakesidecg.com)

**Day 13** > 60 miles to drop off your motorhome back at the Cruise America depot in Denver.



Rodeo Photo: S Dakota Tourism



Mt Rushmore Photo: South Dakota Tourism



CSP Roundup

Photo: South Dakota Tourism



# FLORIDA'S BEACHES AND THE KEYS

Miami or Fort Lauderdale loop including The Keys, Everglades National Park, Sanibel, Disney and more...  
In this tour we want you to see a lot more of what Florida has to offer. If you want to cut out Orlando because you did it before, that's more time to spend meandering and exploring.



## Motorhome Itinerary

**Day 1** > Collect your motorhome from the Cruise America depot in Miami. Your base tonight is the recently refurbished Grassy Key RV Park and it would be as well to book in advance to try to secure a waterfront site. 📍 90-100 miles to Grassy Key, Florida Keys ★ Visit the Dolphin Research Center on Grassy Key. 🌐 <http://www.grassykeyrvpark.com/>

**Day 2** > Cross the seven mile bridge and several more on the way across Marathon, Big Pine Key and the many others on the way to Key West. Boyd's Key West Campground is just five miles from the Keys' southernmost tip and an idyllic spot. 📍 55 miles to Key West ★ Visit Hemmingway's favourite Captain Tony's and Smoky Joe's pubs and don't miss seeing the sun go down from Mallory Pie. 🌐 [www.boydscampground.com](http://www.boydscampground.com)

**Day 3** > There's only the one road in and out so now head back north bound for John Pennekamp Coral Reef State Park. Established in 1963, this was the first undersea park created in the United States. The park, combined with the adjacent Florida Keys National Marine Sanctuary, encompasses 178 nautical square miles of coral reefs, seagrass beds and mangrove swamps. 📍 100 miles to Pennekamp National Park ★ Visit both Coral Reef and the National Marine Sanctuary. 🌐 <http://pennekamp.com/>

**Day 4** > Leave the Florida Keys and drive into the Everglades National Park. Not a swamp as popularly pictured but technically a vast river slowly flowing



Kennedy Space Centre

Photo: Kennedy Space Centre



Fort DeSoto Country Park

Photo: Visit Florida


southwest. The very popular Flamingo Campground should be pre-booked online using the National Park Service website that also has so much information and pictures of this amazing environment.

📍 75 miles to Everglades National Park ★ Visit the Everglades National park: in your vehicle but also on foot or on the water. 🌐 [www.nps.gov/ever/planyourvisit/feesandreservations.html](http://www.nps.gov/ever/planyourvisit/feesandreservations.html)

**Day 5** > You are headed to Sanibel Island. Periwinkle Park & Campground is a bird lovers delight. You can see many species of exotic and native birds including toucans, macaws and lemurs. 📍 230 miles to Sanibel via Route 41 through the Everglades and the Big Cypress National Reserve ★ Visit the shelling beaches of Captiva Island and, to end a perfect day, we always head for The Mucky Duck pub. 🌐 [www.sanibelcamping.com](http://www.sanibelcamping.com)

**Day 6** > Back to the mainland and, to gobble up those miles, it's worth taking the Interstates 75/275 bound for Fort DeSoto Country Park. Its 1,136 acres are made up of five interconnected islands and many sites are directly on the water. You can fish from two free piers and rent boats and bikes. A lot of fun. 📍 145 miles to Fort DeSoto Park ★ Visit - nowhere! DeSoto has won the America's Best Beach award so just stay and enjoy. 🌐 [www.pinellascounty.org/park/camping.htm#fortd](http://www.pinellascounty.org/park/camping.htm#fortd)

**Day 7** > Walt Disney World and Disney's Fort Wilderness Resort is calling. Please book ahead, deciding in advance how many nights you want to spend there to see your choices of Disney Theme Parks. 📍 100 miles to Disney's Fort Wilderness



Lifeguard Tower, Miami Beach

★ Visit all the sites of Disney plus all the other Orlando area attractions including Universal Studios. 🌐 [www.disneyworld.disney.go.com/resorts/campsites-at-fort-wilderness-resort](http://www.disneyworld.disney.go.com/resorts/campsites-at-fort-wilderness-resort)

**Day 8** > Head east to the Atlantic and make for world famous Cape Canaveral and the Kennedy Space Centre, NASA's launch headquarters. Here you can tour launch areas, see the giant rockets, train in spaceflight simulators and see the moon close up via stunning iMax presentations. If you're lucky, you might meet a veteran astronaut. They say the best way to experience Florida is a visit to The Palm Beaches and Boca Raton, so head south to the stunning area of Juno Beach. 📍 160 miles to Juno Beach ★ Visit, and tour, the Kennedy Space Center. Make sure to visit the Loggerhead Marinelife Centre during sea turtle nesting season (May-August), they take you on a guided walk to watch the turtles up close. 🌐 [www.junoceanwalkrvresort.com](http://www.junoceanwalkrvresort.com)

**Day 9** > In the morning drive south to a little haven of luxury and live life as a celebrity strolling through the Worth Avenue shopping district at Palm Beach dubbed 'Rodeo Drive of the East' and make time to see some dreamy mansions including Henry



## Journey Details

DEPART	Miami South, Miami North or Orlando
DURATION	10 days
DISTANCE	1,110 miles

Flagler's, which is now one of the top sightseeing attractions. Your destination is NorthCoast which has been a favourite among motorhomers and the small boat community for fifty years. The sands of Dania Beach are just minutes away. 📍 105 miles to Dania Beach ★ Visit the world famous shopping on Palm Beach's Worth Avenue and enjoy a last night of fun in Fort Lauderdale.

🌐 [www.northcoastpark.com/index.html](http://www.northcoastpark.com/index.html)

**Day 10** > It's just 40 miles to Cruise America Miami to drop of your motorhome.



Airboat ride, Everglades

Photo: Visit Florida

# NORTHEAST CITIES AND MORE

Some of America's most beautiful scenery is to be found in the countryside of New York, New Jersey and Pennsylvania and this itinerary travelling between the well known cities of Philadelphia, Washington, Niagara Falls and New York will bring a few surprises. You can start and finish this itinerary in New York, Philadelphia, Washington, Newark or even Toronto.



## Motorhome Itinerary

**Day 1** > Collect your motorhome from Cruise America in New York or Newark. It's approx 80 or 120 miles respectively to the Blueberry Hill RV Park just inland from the superb Atlantic beaches and the world class entertainment of Atlantic City. **80 miles from New York or 120 from Newark** ★ Visit Long Branch, a favourite beach resort of seven Presidents and site of Beaux-arts Woodrow Wilson Hall. [www.atlanticblueberryrvp.com](http://www.atlanticblueberryrvp.com)

**Day 2** > It's a short drive inland to the recommended campsite which, in turn, is just twelve miles from the 'birthplace' of the nation and the historical sites of Philadelphia's Independence National Historical Park. **60 miles to Philadelphia** ★ Visit Independence Hall, the Liberty Bell and the many other sites in 'The City of Brotherly Love'. [www.timberlanecampground.com](http://www.timberlanecampground.com)

**Day 3** > College Park is home to not only the closest RV resort to Washington, DC but also the world's oldest continuously operating airport which was founded by the Wright brothers a hundred years ago. Both DC public transportation and scheduled sightseeing buses serve the campground. **120 miles to College Park for Washington, DC** ★ Visit Capitol Hill, the Washington Monument, the Lincoln Memorial, the Smithsonian, the Kennedy gravesite in Arlington National Cemetery and enough other sights and sites to fill a fortnight! [www.cherryhillpark.com](http://www.cherryhillpark.com)

**Day 4** > Bedford, Pennsylvania, is a great place to break the drive up to the shores of Lake Erie. The whole town is designated a National Historic District and as the suggested campsite tells you, there are more covered bridges than traffic lights around here. **140 miles to Friendship Village, Bedford** ★ Visit Old Bedford Village and Fort Bedford [www.friendshipvillagecampground.com](http://www.friendshipvillagecampground.com)



State Capitol, Washington



Absecon Lighthouse in Atlantic City

**Day 5** > Presque Isle State Park attracts several million visitors each year to its beaches and nature trails. As the name suggests, this 'almost-an-island' is a sandy peninsula jutting out into Lake Erie and needing several lighthouses to warn of its presence. **225 miles to Erie** ★ Visit the rides and slides of Waldameer Park and Water World or Lake Erie wineries. [www.koa.com/campgrounds/erie](http://www.koa.com/campgrounds/erie)

**Day 6** > The route to Niagara Falls follows the Lake Erie shore and bypasses the city of Buffalo. When not taking in the majesty of the Falls themselves, this international resort that has many attractions including Martin's Fantasy Island right next door to the campsite. (If you are starting the tour from the Cruise Canada Toronto depot, drive directly to the Niagara Falls Campground.) **115 miles to Niagara Falls** ★ Visit - Canada! The Falls are even more spectacular on the Canadian side. You can walk across the Rainbow Bridge or two other crossings. A trip aboard the famous Maid of the Mist is not to be missed. [www.koa.com/campgrounds/niagara-falls-new-york](http://www.koa.com/campgrounds/niagara-falls-new-york)



Niagara Falls

**Day 7/8** > Best known to the world as the one-time home of the US Grand Prix, Watkins Glen State Park is one of the several parks in New York State's very picturesque Finger Lakes area.

**155 miles to Watkins Glen State Park** ★ Visit Seneca Lakes, Sampson and Lodi Point State Parks as you drive north to south down the eastern shore of Lake Seneca.

[www.nysparks.com/parks/142/details.aspx](http://www.nysparks.com/parks/142/details.aspx)

**Day 9/10** > Spanning more than six million acres, the Adirondacks boast hundreds of miles of scenic roads so designated for providing motorists with immediate access to the region's incredible landscapes and towns. There are no park fees to enter, no gates that close at night, just wilderness and the promise of adventure. Explore the hiking trails of the famed Adirondack High Peaks and unwind in the pristine lakes of the remote wilderness. Discover why the Adirondack Mountains are like no other place on earth as you enjoy your own camping adventure under the stars. **255 miles to Lake George** ★ Take a ride on an Adirondack Scenic Byway, and explore the lakes, mountains, history and fall festivals that make Northern New York such a popular destination for leaf peepers.

<http://www.lakegeorgervpark.com/about/> or <http://www.adirondackcampingvillage.com>

**Day 11** > Back into New Jersey on a half day drive towards the metropolitan New York area. The destination campground faces Ellis Island, the Statue of Liberty and the skyline of Manhattan across the Hudson River. From the campsite, Manhattan is easily reached by ferry or subway. Either ride is little longer than fifteen minutes making this the ideal base to explore NYC - location is everything! **210 miles to Jersey City** ★ Visit New York City. A Broadway play, a super restaurant or just a sightseeing wander. For a taste of the real New York we recommend the Dozen Apples tour by subway and foot via Real NewYork Tours. [www.libertyharborrv.com](http://www.libertyharborrv.com)



Flagship Niagara, Lake Erie

**Day 12** > Long Island is a very delightful contrast to the city and the further you drive away from New York the greater that contrast is. Out past JFK International and along the Atlantic Coast, the route takes you through Shinnecock Hills and then the very



## Journey Details

DEPART	New York, Newark, Washington, DC, Philadelphia or Toronto
DURATION	14 days
DISTANCE	1,530 miles



Covered Bridge

Photo: Pennsylvania Tourism

fashionable Hamptons bound for the State Park campsite in Hither Hills. **120 miles to Hither Hills State Park** ★ Visit Fire Island National Seashore. [www.nysparks.com/parks/122/](http://www.nysparks.com/parks/122/)

**Day 13** > Back down the other side of Long Island. If your airport reading included Nelson Demille, you'll already be familiar with the villages and bays you'll see signposted alongside Long Island Sound. Overnight is back in Jersey City for fun in New York and a very easy drive back to Cruise America in the morning. **20 miles back to Liberty Harbor** ★ Visit Manhattan again for a last night celebration of a memorable tour and don't forget to check out the view at night from the Top of the Rock! [www.libertyharborrv.com](http://www.libertyharborrv.com)

**Day 14** > 30 miles and drop off your motorhome.

# CLASSIC ONTARIO CIRCLE TOUR

From neon to nature; discover the diversity of Ontario from vibrant cities to breathtaking scenery, historic sights and iconic highlights to include the thundering Niagara Falls on this suggested itinerary.



## Motorhome Itinerary

**Day 1/2** > After an overnight stay collect your Cruise Canada motorhome from Toronto. It's an easy two hour drive to the thundering Niagara Falls. Base yourself at Riverside Park Campground alongside the beautiful upper Niagara River, only minutes from the Falls. See the Falls from various vantage points. For the ultimate bird's eye view take a helicopter ride over the Falls. Not only is this region famous for the Falls, it's also known for its theatres, golf courses, shopping and of course the many wineries in the area. The flat terrain means that cycling is a wonderful way to explore the Wine Route, as well as charming small towns like Niagara on the Lake.

📍 **80 miles to Riverside Park Campground** ★ **Take a Journey Behind the Falls or an iconic boat cruise in the swirling waters below. Watch a thrilling IMAX movie and get an adrenaline rush with Whirlpool Jet Boats.** 🌐 [www.riversidepark.net](http://www.riversidepark.net)

**Day 3/4** > Today you'll make the journey to Blue Mountain. Your next port of call is Wasaga Pines Resort, on the rugged shores of Georgian Bay. Wasaga Beach is the longest freshwater beach in the world and the resort is just a few minutes away so make sure you pack your swimwear. The crystal clear waters of Georgian Bay are synonymous with water activities such as kayaking and even shipwreck diving! You're not far from Blue Mountain Resort pedestrian village. 📍 **160 Miles to Wasaga Pines Resort** ★ **Visit nearby Blue Mountain Resort, which offers a variety of outdoor adventures - including Ridge Runner Mountain Coaster, Scenic Caves Nature Adventures, cycling and various golfing options.** 🌐 [www.parkbridge.com/en-ca/rv-cottages/wasaga-pines](http://www.parkbridge.com/en-ca/rv-cottages/wasaga-pines)

**Day 5/6** > Jump back on board and journey through Ontario's playground, Muskoka, known for its sparkling lakes, dramatic landscape and quaint towns. You're heading northeast to the famous Algonquin Provincial Park. Set in a truly beautiful, quintessentially Canadian spot surrounded by

towering pine trees, the Algonquin Trails Campground located just outside the park will be your home for the next couple of nights. The Park offers hiking trails and canoe routes for all ability levels. Watch for wildlife too - sightings are plentiful here! Cameras are a must! 📍 **110 Miles to Algonquin Provincial Park** ★ **Cruise on the RMS Segwun, the oldest operating steamship in the world, based in Gravenhurst.**

🌐 [www.algonquintrails camping.ca](http://www.algonquintrails camping.ca)

**Day 7/8** > Today you'll travel east to the vibrant city of Ottawa, Canada's federal capital. En route, consider white-water rafting near Forester's Falls. Park up at Ottawa's Popular Grove Campsite, 30 minutes southwest of Ottawa and relax after a long drive. You'll need a full day to explore this beautiful city, which is home to many cultural and historical sites, galleries and museums. Take time to cruise, stroll or cycle along the Rideau Canal, a spectacular focal point of the city and a UNESCO World Heritage Site. Meander around ByWard Market in downtown Ottawa and take in the sights, sounds and smells of one of North America's largest and oldest Farmer's Markets. 📍 **200 Miles to Popular Grove Campsite** ★ **In this incredible city of museums and galleries, don't miss the Canadian Museum of Civilization and National Gallery of Canada. Let your interests guide you - Canadian Museum of Nature, Royal Canadian Mint and more!**

🌐 [www.ottawasoplargrovecamp.com](http://www.ottawasoplargrovecamp.com)

**Day 9** > Travel south along the Rideau Heritage Route and stop off at charming towns and historic locks on your way to the 1000 Islands. Ivy Lea Campsite is perfectly located right in the heart of the 1000 Islands, set amid the granite and greenery of the Frontenac Arch Biosphere Reserve. It's a haven for boating, scuba diving, sailing, kayaking and more. Explore the exquisite beauty of the 1000 Islands on a cruise and sail past tree-clad isles, palatial waterfront homes and quaint island cottages. The historic city of Kingston isn't far away. 📍 **175 Miles to Ivy Lea Campsite** ★ **Stop off at Fort**



Algonquin Park

**Henry for the ultimate Canadian historic experience. Once inside the fortification's wooden gates you will enter a marvellous reproduction of 19th century military life.**

🌐 [www.koa.com/campgrounds/ivy-lea](http://www.koa.com/campgrounds/ivy-lea)

**Day 10** > The final leg of your adventure will take you along the shores of Lake Ontario heading west back to Toronto. We recommend that you return your Motorhome early the next morning and spend a night or two in one of the city's many hotels. Your holiday will end on a high in Canada's hip and happening metropolis of cool. This city does not disappoint - everything from world-class arts and culture, shopping, dining 24/7, entertainment and family fun. For the ultimate view of the city and beyond, take the trip to the top of the CN Tower. And take time to wander round the many multicultural neighbourhoods dotted around the city, including six Chinatowns, Portugal Village, Greek Town, Little India and Little Italy. 📍 **190 Miles to Toronto KOA West** ★ **If you have time, stop off in Prince Edward County and take a detour along The Taste Trail. Drive bucolic back roads along the self-guided route linking restaurants, artisanal food producers, and wineries. Also home to one of Canada's best beaches, Sandbanks Provincial Park.**

🌐 [www.koa.com/campgrounds/toronto-west](http://www.koa.com/campgrounds/toronto-west)



## Journey Details

DEPART	Toronto
DURATION	11 days
DISTANCE	955 miles (1,537 kms)



Kayaking the Rideau Canal, Ottawa

**Day 11** > Drive approximately 40 miles to return your motorhome to Cruise Canada in Bolton. Then why not extend your stay in Toronto and really get to explore the city to the max. ★ **For the ultimate adrenalin rush, make sure you brave the EdgeWalk! 356m above ground level, step outside and walk the full circumference of The CN Tower.**



View of the CN Tower and the Rogers Centre from Toronto Island



Niagara Falls



Muskoka Chairs overlooking Lake of Two Rivers, Algonquin Provincial Park

# BEST OF CANADA'S WEST

Western Canada is the best place to explore the great outdoors and nature's wonders and this tour includes the heart of it all, the splendour of the Rocky Mountains. There is so much to see and do, enjoy fabulous cosmopolitan Vancouver, experience a wildlife tour or take a soothing soak in hot springs! Then just sit back and take in the glorious views of the majestic snow capped mountains and those pristine turquoise lakes. This tour truly has something to offer visitors of all tastes and ages.

## Motorhome Itinerary

**Day 1** > After picking up your motorhome, head for the great Burnaby Cariboo for your first night. It's not a long drive but our recommended site is the highest rated in British Columbia and the ideal site from which to explore Vancouver. **15 Miles to Burnaby Cariboo RV Park** ★ Visit the city of Vancouver; one of the most interesting and beautiful in the world. [www.bcrvpark.com](http://www.bcrvpark.com)



Coal Harbour, Vancouver

Photo: Tourism British Columbia

**Day 2/3** > A long but worthwhile drive as you head along the Transcanada Highway for the Okanagan Valley. The scenery of the Valley is out of this world. This area also provides the opportunity to visit many of the Valley's vineyards in Oliver, Penticton, Okanagan Falls, Kelowna... and more. See [www.kelownagolfski.com/okanaganwineries.htm](http://www.kelownagolfski.com/okanaganwineries.htm) for details. We have chosen the Okanagan Lake location, just north of Penticton, for this tour. It has two large campgrounds (North & South Park) which offer lakeside camping on Okanagan Lake. The beautiful beaches are surrounded by ponderosa pines and sagebrush which make the park a perfect spot for swimming and water activities. Alternatively to break up the journey, add another day and stop off and enjoy Harrison Hot Springs. **210 miles to Okanagan** ★ Visit the Othello-Quintette Tunnels, just outside Hope, to see the complicated system of tunnels and bridges that took the old Kettle Valley Railroad through the canyon or/and take a ride on Hell's Gate Airtram over the Fraser River! [www.campokanagan.com](http://www.campokanagan.com)

**Day 4** > A shorter drive today with the chance to visit more of those vineyards! You are heading through to Revelstoke, nestled high in the Monashee Mountains and adjacent to both Mount Revelstoke National Park and Glacier National Park. The year-round playground of Revelstoke has some of the most spectacular scenery in all of Canada. Flanked by the snow-capped peaks of the Selkirk Mountains to the east and the Monashees to the west, Revelstoke was proclaimed The Capital of Canada's Alps and was known as The Mountain Paradise in the early 1900s. **145 miles to Revelstoke** ★ Visit Salmon Arm, the gateway from the Okanagan located in the heart of the Shuswap Lake recreation area. [www.rvcampingrevelstoke.com](http://www.rvcampingrevelstoke.com)

**Day 5/6** > After approx 3 hours you will arrive in Lake Louise and we are suggesting the Lake Louise park campground for your overnight though there are several to choose from on the website. You will return home with stories you will tell over and over again about Canada's iconic Banff/Lake Louise National Park. Your experiences here will probably be passed down through generations in family albums, as the children - then their children - return to the places their parents have talked about for years. It's almost impossible to take a bad picture here! Spend some time exploring Banff. (If you are starting the tour from the Cruise Canada Calgary depot, drive directly to the Lake Louise Campground or you may prefer to stay in Banff.) **145 miles to Lake Louise** ★ Visit the Kicking Horse River where it flows below the Natural Bridge in Yoho National Park. Take the scenic drive along the Bow Valley Parkway to travel between Banff and Lake Louise, it is a quieter less busy route with plenty of hiking trails and vista stops where you can take great pictures of the mountains. Enjoy a meal or drink at Banff Springs Hotel and take in the spectacular view. Take a trip on one of the gondolas to Sulphur Mountain and then enjoy a soothing soak in Banff Hot Springs. [www.pccamping.ca/parkscanada](http://www.pccamping.ca/parkscanada)



Columbia Icefield Glacier

Photo: Brewster Travel Canada

**Day 7/8** > The road towards Jasper is spectacular and framed by peaks rising to over 12,000 feet. We're recommending a choice of campsites. See websites below. **210 miles to Jasper via Banff** ★ Visit the Athabasca Glacier: the most visited on the North American continent. You can ride out onto the Glacier aboard an Ice Explorer or take a guided hike on the ice. Whilst in Jasper be sure to book The Maligne Lake Cruise where you will also cruise to Spirit Island, a world-famous destination accessible only by boat and the crown jewel of Jasper National Park, this is an iconic photo stop. [Jasper: http://www.pc.gc.ca/eng/pn-np/ab/jasper/activ/ete-summer/camping.aspx](http://www.pc.gc.ca/eng/pn-np/ab/jasper/activ/ete-summer/camping.aspx) [Hinton: www.koa.com/campgrounds/hinton](http://www.koa.com/campgrounds/hinton)

**Day 9** > Drive through magnificent scenery running alongside Wells Gray Provincial Park to your right and the Columbia Mountains to your left. You'll be headed for Clearwater which is the final stopover on this itinerary before returning to Vancouver. If you would like to be near Wells Gray Provincial Park and if you can get in (there are only 13 RV spaces available) then book into Helmcken Falls Lodge & RV Park to experience the true outdoor wilderness right at the entrance to the Park. **200 miles to Clearwater** ★ Visit Clearwater; an interesting town at the gateway to Wells Gray Provincial Park. Enroute to Clearwater be sure to stop off at Blue River to enjoy the River Safari and the chance to spot some bears! [www.helmckenfalls.com](http://www.helmckenfalls.com)



## Journey Details

DEPART	Vancouver or Calgary
DURATION	12 days
DISTANCE	1,235 miles (1,980 kms)



**Day 10/11** > 4½ hours drive back to Vancouver and the Burnaby Cariboo. We firmly recommend that you stay at this campground for 3 or 4 nights. Visit [www.bcrvpark.com](http://www.bcrvpark.com). The campground has a bus stop with a half-hourly service into the city right outside the door or you can take a 15 minute walk and catch the Skytrain. Vancouver is one of our favourite cities and it definitely deserves some more of your time. **295 miles to Vancouver** ★ Visit Stanley Park, the Harbour Centre, Granville Island, the Capilano Suspension Bridge, Grouse Mountain and so much more. [www.bcrvpark.com](http://www.bcrvpark.com)

**Day 12** > Just 15 miles back to the Cruise Canada rental location to return your motorhome.



Lake Peyto

For more information visit [cruiseamerica.com](http://cruiseamerica.com) or [cruisecanada.com](http://cruisecanada.com)

